

Product Highlights

Flexible Wi-Fi Access

5 GHz directional high-gain antennas deliver extended coverage via WDS connections and 2.4 GHz omnidirectional antennas provide local Wi-Fi access

Simplicity

An all-in-one plastic enclosure with pole-mount design simplifies outdoor deployment and a remote reset button via a PoE injector for hassle-free reboots

5 GHz Radio Meter

5 GHz signal strength LEDs make WDS connectivity a simple and reliable affair



DWL-6700AP

Dual-Band 802.11n Unified Wireless Access Point

Features

Ideal for Business

- Blazing wireless performance of up to 300 Mbps¹ network throughput
- Up to 8 virtual access points may be created from a single device
- Automatic load-balancing among neighboring access points
- Flexible QoS with WMM

Wireless Frequency range

- 2.4GHz: 2.400 - 2.4835GHz
- 5GHz: 5.150 - 5.35GHz, 5.47 - 5.85GHz

Maximum Output Power (EIRP)

- 2.4GHz: 20dBm
- 5GHz: 23dBm

Convenient Installation

- 5 GHz Wi-Fi Strength Meter for WDS
- Remote Reset Button

Trusted Security

- WPA/WPA2 Personal
- WPA/WPA2 Enterprise
- MAC address filtering

The DWL-6700AP Dual-Band 802.11n Unified Wireless Access Point is an access point specially designed for short to medium distance services, providing all possible WDS/backhauling networking applications on its 5 GHz band. Featuring the 5 GHz 8 dBi MIMO directional patch antenna, the DWL-6700AP brings you the most reliable medium distance connectivity.

Centrally Manage your Wireless Network

When working in conjunction with D-Link Unified Switch/Controllers, the DWL-6700AP can be centrally managed. This allows a large number of APs to be deployed and managed easily and efficiently. Once the APs are discovered by the switch/controller, the administrator can push specific configuration sets onto them rather than having to do so one by one. In addition, RF resource management and security are also managed centrally, thus allowing the administrator to preemptively identify potential deficiencies and weaknesses in the network.

Wi-Fi Strength LEDs and Remote Reset Button

The 5 GHz signal strength LEDs provide simple indicators to display the signal strength of the WDS link, so administrators do not need to worry about aiming the direction of the signal at the opposite point, even if the two APs are one to two kilometers away from each other. Aside from the reset button (first reset button) on the DWL-6700AP, the PoE injector also supports a second reset button for remote setup.

Quality of Service for Increased Connectivity

The DWL-6700AP supports 802.1p Quality of Service (QoS) for enhanced throughput and better performance of time-sensitive traffic like VoIP and streaming DSCP. The DWL-6700AP is WMM-certified, so in the event of network congestion, time-sensitive traffic can be given priority ahead of other traffic. Furthermore, when a number of DWL-6700AP units are in close proximity to each other, an access point will refuse new association requests once its resources are fully utilized, allowing the association request to be picked up by a neighboring unit. This feature ensures that no single AP is overburdened while others nearby sit idle.

Technical Specifications

General

Interfaces	<ul style="list-style-type: none"> • 802.11a / b / g / n • Two 10/100 LAN ports (PoE in from either LAN1 or LAN2) 	<ul style="list-style-type: none"> • Factory reset button
Antenna	<ul style="list-style-type: none"> • 5 GHz: Two integrated 8 dBi directional antennas 	<ul style="list-style-type: none"> • 2.4 GHz: Two integrated 3 dBi omnidirectional antennas
Power Method	<ul style="list-style-type: none"> • Powered by PoE only (from either LAN1 or LAN2, non-standard PoE 24 V / 1 A) 	

Functionality

Operating Channel	<ul style="list-style-type: none"> • 2.4 / 5 GHz • 11 channels for United States 	<ul style="list-style-type: none"> • 13 channels for Europe • 13 channels for Japan
Web-based User Interface	<ul style="list-style-type: none"> • HTTP / HTTPS 	
Command Line	<ul style="list-style-type: none"> • SSH 	

Security

SSID Security	<ul style="list-style-type: none"> • Up to 8 SSIDs, 4 per radio • 802.1Q VLAN 	<ul style="list-style-type: none"> • Station Isolation
Wireless Security	<ul style="list-style-type: none"> • WPA2 Personal/ Enterprise 	<ul style="list-style-type: none"> • AES and TKIP
Authentication	<ul style="list-style-type: none"> • MAC Address Filtering 	

Physical

Dimensions	<ul style="list-style-type: none"> • 280 x 115 x 50 mm (11.02 x 4.53 x 1.97 in.) 	
Weight	<ul style="list-style-type: none"> • 495 grams (1.09 lbs) 	
Power Adapter (PoE injector)	<ul style="list-style-type: none"> • Input: 100 to 240 V AC 	<ul style="list-style-type: none"> • Output: 24 V DC, 1 A
Power over Ethernet	<ul style="list-style-type: none"> • 10 / 100 Mbps PoE (from either LAN1 or LAN2, non-standard PoE 24 V / 1 A) 	
Enclosure	<ul style="list-style-type: none"> • Plastic housing 	
Temperature	<ul style="list-style-type: none"> • Operating: -20 to 50 °C (-4 to 122 °F) 	<ul style="list-style-type: none"> • Storage: -20 to 65 °C (-4 to 149 °F)
Humidity	<ul style="list-style-type: none"> • Operating: 10% to 90% non-condensing 	
Certifications	<ul style="list-style-type: none"> • IP-55 rated • ESD protection: 4 KV • Surge protection: 6 KV • CE • EN 301 893 V1.7.1 (2012-06) (DFS/TPC) • EN 300 328 V1.8.1 (2012-06) • FCC 	<ul style="list-style-type: none"> • IC • cUL • LVD • C-Tick • NCC • Wi-Fi • TELEC

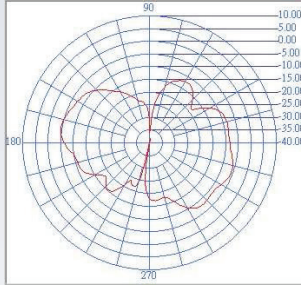
Radio Patterns

2.4 GHz Antenna 1

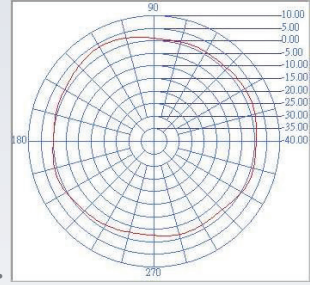
Orientation



H-Plane

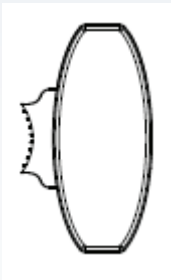


E-Plane

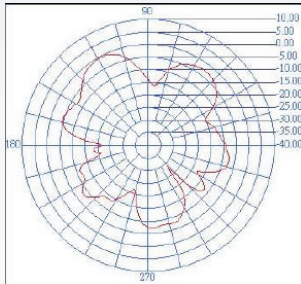


2.4 GHz Antenna 2

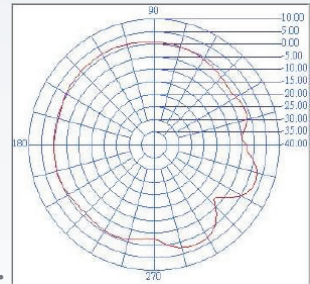
Orientation



H-Plane



E-Plane

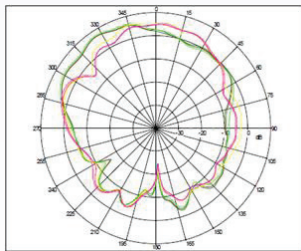


5 GHz Antenna 1

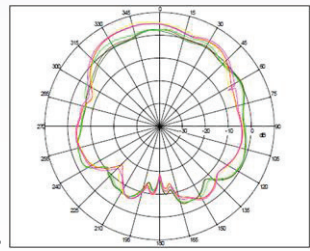
Orientation



H-Plane



E-Plane

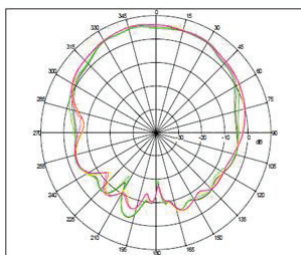


5 GHz Antenna 2

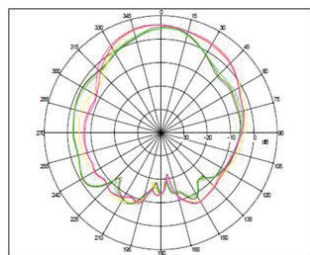
Orientation



H-Plane



E-Plane



DWL-6700AP

Dual-Band 802.11n Unified Wireless Access Point

Order Information	
<i>Part Number</i>	<i>Description</i>
DWL-6700AP	Dual-Band 802.11n Unified Wireless Access Point

¹ 300 Mbps is the maximum wireless signal rate as specified by the IEEE 802.11n standard. Actual data throughput will vary. The network and other factors, including volume of network traffic, building materials, and nearby radio interference may lower actual data throughput.

Updated 04/01/15